

HOW TO 'STEP BY STEP' GUIDE





CLEANING SOLENOID




Solenoid must be free from any lubricant, ink mist, pre-treat mist; the action must be free and have a fast-spring return. In normal operation the solenoid will make a loud click sound.

To Clean:



The part to check is the latch which locks the carriage onto the capping station, this part is independent to the capping station. So, if you are to order a replacement please be specific. This component must also be free from lubricant, ink mist or pre-treat mists, to remove and clean, see images below.



Warning: Remember to protect print head from drying out whilst carriage is away from capping station.