



# EMBROIDERY STUDIO *e4*<sup>2</sup>

Wilcom's EmbroideryStudio e4.2 delivers an array of creative and productivity-boosting embroidery design tools that will improve the efficiency and creative output of any embroidery designer.



## World Renowned Lettering



### 200 Professionally digitized fonts

- Legendary Wilcom quality
- Optimized for 4mm small lettering
- Center-out sewing for caps



### Convert TrueType fonts

- Endless font possibilities
- Control conversion settings



#### TIP

User-refined letters lets you save your custom lettering shape preferences to an existing Wilcom font, ensuring your lettering sews exactly how you like it.



### Creative baselines and lettering art

- 10 Lettering baselines
- Fixed Line, arc, circle or any shape
- Predefined lettering envelope shapes



### Team Names

- Name and logo combination
- Save hours of manual preparation
- Production optimized stitching layouts

# Digitizing Tools for Professionals



## Powerful and simple-to-use digitizing tools

- Create complex or simple shapes
- Design with familiar graphical design tools
- Fill or outline shapes with embroidery



**TIP**

Use templates to save your proven embroidery settings, which reduces digitizing time and gives you consistency in your embroidery production.


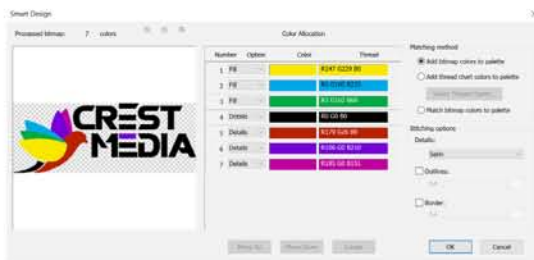


**TIP**

Use Wilcom's instant Smart Design to generate a quick stitch count you can use for quoting.

## Automatic digitizing

- Instant embroidery with *Smart Design*
- Convert any vector image to embroidery with CoreIDRAW®
- Convert embroidery to vector images



Costly trims and jumps

Automatically sequenced with branching

## Closest join and branching

- Auto-move start and end points while digitizing
- Intelligently and automatically sequence embroidery
- Reduce costly trims and jumps

## Custom embroidery styles

- Apply your favorite combination of stitch settings in a single click
- Create your custom library of stitch effects

## Creative Effects

### Jazz up your designs with creative fills

- 14 Unique stitch types
- 200+ Motif patterns
- 60+ Program-Splits patterns
- Jagged edge
- Trapunto effect
- Radial fill



EMBROIDERY STUDIO <sup>24</sup>  
**Elements**

Ask us about our paid creative add-on optional features

# borders

## Instant outlines and borders

- Run, Triple Run or Satin Column
- Apply to designs, objects or lettering automatically

# Essential Editing Tools

## Stitch processor

- Instantly process designs to lower stitch count
- Adjust global stitch settings
- Production optimized designs

## Powerful transform tools



Resize



Skew



Rotate



Mirror

## Quality settings

- Full control of quality stitch settings
- Density, underlay, pull-compensation

## Auto-Fabric

- Automate object stitch settings by fabric type and object size



TIP

Use the *Sequence Tool Bar* to re-order your embroidery by object selection or color.

## Automatic remove overlaps

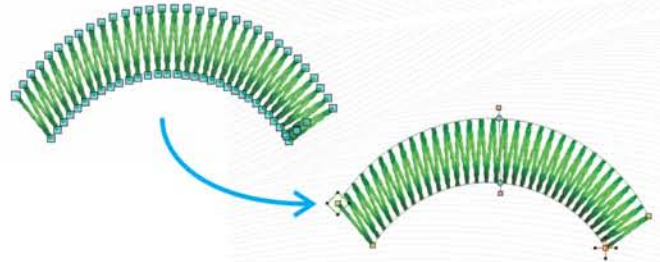
- Reduce unnecessary stitches
- Eliminate potential thread breaks



Note: An add-on Element called Shading and Open Fills was used to create the effect in the sun.

## Automatic stitch file recognition

- Convert stitch files to editable outlines
- Reshape, apply thread colors and resequence



## CorelDRAW® Graphics Suite

- Seamless integration
- Import/Export any vector file
- Automatic conversion from vector to embroidery
- Master your fonts with Font Manager and What The Font
- +1,200 TrueType fonts/OpenType fonts
- +10,000 Vector clipart designs



TIP

Use CorelDRAW® for basic symmetrical shapes and radius corners on rectangles.



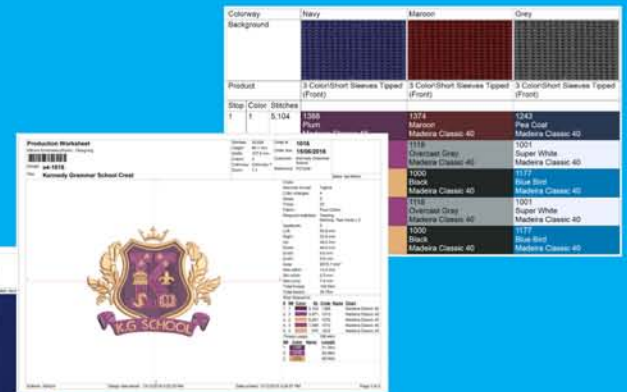
# Getting Your Designs Ready For Production

## Thread charts and colorways

- Popular industry thread charts
- Create multiple colorways
- Automatically match design colors to thread colors

## Product preview and artwork approval

- Select from 1,000+ product and garment images
- Preview designs on product
- Generate artwork approval
- Email approval to clients within EmbroideryStudio



## Production worksheets

- Machine-operator friendly worksheet
- Display design information, hoop, thread colors, machine runtime and thread usage

## Virtual printable embroidery

- Export any embroidery design to high-resolution printable file
- PNG with transparent background
- Up to 600 DPI

## Machine connection and stitch files

- Send directly to embroidery machines
- Export to over 40 machine stitch files
- .DST, .PES, .FDR, etc.

# Design Library

## Search and sort designs

- Search by customer name, order number, design status, due date, design title or free-form text
- Browse and preview embroidery and image files
- Quickly locate any design

## Export design details

- Filter and export design information to .CSV
- Customise column preferences for export



## Job order details

- Log important job information
- Customer name, order number and due date
- Product details, sizes, quantities and colors
- Permanently stored in .EMB file



YES Ltd, Sovereign House, Sovereign Way  
Mansfield, Nottinghamshire NG18 4LQ  
T: +44 (0)1623 863343  
E: hello@yesltd.co.uk  
W: www.yesltd.co.uk